


Punto

by Ronan & Erwan Bouroullec



MU
TIN
A



Punto

by Ronan & Erwan Bouroullec

Punto is a three-dimensional decorative element that can only be used on walls. The pattern is characterised by big sunken dots (Down) or elevated dots (Up) and finds its highest expression when used on large surfaces. Depending on how light hits the elements, they create unexpected chiaroscuro effects that enliven interiors.


Both the Up and Down options are available in a single size of 4x31.5 cm, provided on meshes of five pieces each. The palette presents five colours in Matte finish (White, Grey, Red, Green, Blue) and five in the Glossy finish (Blanc, Gris, Rose, Vert, Brun) which is obtained by applying a transparent, polished, and bright glaze.




//

It's the first time we create something so decorative. Punto presents a really bold pattern that finds its maximum expression when used on large walls. Light plays a central role when it meets the elevated and sunken dots on the surface of the elements."

Ronan & Erwan Bouroullec







Colours


MATTE




Up White




Down White




Up Grey




Down Grey




Up Red



Down Red



Up Blue



Down Blue



Up Green



Down Green

GLOSSY




Up Blanc



Down Blanc



Up Gris



Down Gris



Up Brun



Down Brun



Up Vert



Down Vert



Up Rose



Down Rose

Technical features

STANDARD	FEATURES	VALUE REQUIRED	PUNTO
ISO 10545/3	water absorption	x >10%	17,0%
ISO 10545/4	breaking strength	Sp > 7,5 min 600	in conformity
ISO 10545/9	resistance to thermal shock	no visible alteration	unaffected
ISO 10545/11	crazing resistance	no visible alteration	unaffected
ISO 10545/13	resistance to chemical attacks	min B	A – B
ISO 10545/14	stains resistance	class 3	class 5
LEED CERTIFICATION 4.1			64% recycled material
VOC Emission			available upon request
Declaration of Contents			available upon request
SDS			available upon request
BPD3			available upon request
HPD			available upon request

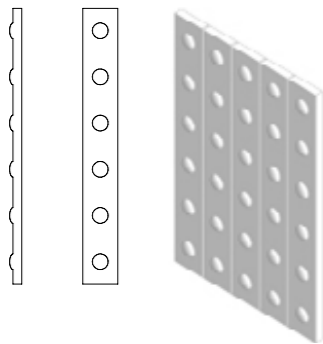
Packing

SIZE	PCS-SQM	PCS-BOX	SQM-BOX	BOX-PAL	KG-BOX	KG-PAL	SQM-PAL
punto down 21,1-31,5-1,3	15	12	0,79	60	15	945	49,77
punto up 21,1-31,5-1,5	15	12	0,79	60	15	900	47,40

General information

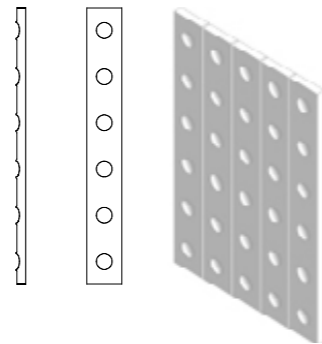
collection	Punto
design	Ronan & Erwan Bouroullec, 2021
production	Industrial
material	Glazed pressed body
thickness	Punto Down 13 mm – Punto Up 15 mm
sizes	Punto Down: 5 pcs 31,5-4-1,3 cm (12''- 1,6''- 0,5'') on net: 21,1-31,5 cm (8''- 12'') Punto Up: 5 pcs 31,5-4-1,5 cm (12''- 1,6''- 0,5'') on net: 21,1-31,5 cm (8''- 12'')
specification	<ul style="list-style-type: none"> – 2 shapes: up and dow – 5 matt colours: white, gre , red, blue, green – 3 glossy colours: blanc, gris, ros – 2 glossy colours with craquelé glaze: ve t and brun
use	Wall – indoor
awards	Best of Year 2022
category	BIII UNI EN 14411 GL
patents	Registered design n° 009069826 – 001/0008 – date of registration: 27/06/2022

PUNTO UP



1 net = 5 pcs
21,1-31,5-1,3
8''-12''-0,5''

PUNTO DOWN



1 net = 5 pcs
21,1-31,5-1,3
8''-12''-0,5''

Laying and maintenance tips

use	Wall – indoor
installation	Lay on perfectly flat, dry walls.
recommended adhesive	NON RAPID DRYING adhesive for porcelain stoneware to make it easier to fix the sheets.
recommended joints	Place the sheets with the same joint as within the sheet.
recommended fillers	<p>FINE-GRAIN CEMENT BASE GROUT: Grout 0.5 m2 at a time and wash thoroughly with clean water. Remove all traces of grout carefully before it dries completely. EPOXY GROUT: Grout 0.5 m2 at a time and wash thoroughly with clean water. Remove all traces of grout carefully before it dries completely. Do not use for Punto Vert and Punto Brun.</p> <p>Download the Grout Tables.</p> <p>– Punto Vert and Punto Brun: do not use abrasive cleaners / do not use acid or alkaline products. / Craquelé is a type of glazed ceramics characterised by micro-cracks on the surface, deliberately created as a distinctive finish. This particular process makes the material sensitive to acids. For ordinary maintenance, anti-limescale products should be avoided, because they can dull the surface.</p> <p>Please proceed as follows:</p>
cleaning at the end of installation	<p>– Punto Matt and Glossy: do not use abrasive cleaners, especially for glossy finishing.</p> <p>FINE-GRAIN CEMENT BASE GROUT: : Buffered acid (e.g. DETERDEK PRO by FILA or similar). Wet the floor with water, dilute the product 1:5 with water and pour it on the floor. Wait for 2-3 minutes then use a white scotch Brite pad and rinse well with clean water.</p> <p>EPOXY GROUT: : Alkaline detergent (e.g. FILA CR10 by FILA). FILA CR10: apply pure, wait for 30 minutes then use a green scotch Brite pad. SILICONE: Solvent for silicone e.g. FILA ZERO SIL. Put it straight onto the stain, wait for 20 minutes and remove the mark using scotch Brite. PAINT: Can usually be removed using water, but if resin-based paints or particular enamels have been used, it is best to ask the manufacturer which solvent is most suitable.</p> <p>RUST: stain removers. FILA NO RUST. Apply the product onto the stain, leave for 15 minutes, remove the residue and rinse thoroughly.</p>
general cleaning (installed tiles)	<p>Punto Vert and Punto Brun: do not use abrasive cleaners /do not use acid or alkaline products. For ordinary maintenance, anti-limescale products should be avoided, because they can dull the surface.</p> <p>Punto Matt and Glossy do not use abrasive cleaners, especially for glossy finishing.</p>



OPUSTONE.COM

FORT LAUDERDALE | MIAMI | WEST PALM BEACH