

Pico

by Ronan & Erwan Bouroullec



Pico

by Ronan & Erwan Bouroullec

While developing Pico, we have worked on defining a regular-irregular texture, declined in two surfaces. Down, with sunken dots, and Up, with elevated dots. To add dynamics, we also decided to use colours such as red and blue, applied as little dots in the hollow or as a base.


In this way, thanks to chromatic plays and the special mixture which give the product an incredible effect of depth and tactility, delicate shadows take shape and activate the relief, turning the tiles a nuance colder or warmer depending on the chosen colour. Available in 120x120cm, 60x120cm, 60x60cm formats, Pico is characterised by natural and refined finishing, and can be used both indoors and outdoors.



”

Pico is notoriously one of the most satisfying projects for us. We don't often have such a spontaneous feeling. When museums invite us to create a retrospective exhibition, this collection always has a dominant position.

Ronan & Erwan Bouroullec






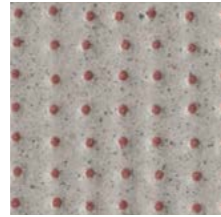


Colors


GRIS




Down Natural



Red Dots



Blue Dots




Up Natural


BLANC



Down Natural



Red Dots




Blue Dots



Up Natural

SATIN




Down Natural



Red Dots



Blue Dots



Up Natural


ARGILE



Down Natural



Red Dots




Blue Dots



Up Natural

BLUE

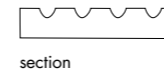


Up Blue

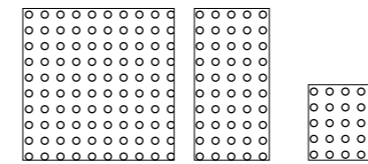
General information

collection	Pico
design	Ronan & Erwan Bouroullec, 2011 – 2015 – 2021
production	Industrial
material	Unglazed homogeneous porcelain stoneware
features	Squared and rectified slabs each one exactly the same as the others
thickness	12 mm 10,5 mm
nominal sizes	120-120 cm (47" - 47") 60-120 cm (24" - 47") 60-60 cm (24" - 24")
specification	<ul style="list-style-type: none"> - 4 base colours: Blanc, Gris, Argile, Sati - 2 relief and bas-relief 1,5 mm dotted textures (UP and DOWN) - Mixed colour tones clay to achieve a materic and natural feeling - Silk-screen decoration (no digital printing) with perfectly centered colour dots - Continua technology pressing process after decoration
complementary pieces	Step, Corner tile, Skirting
awards	Red Dot Design Award 2012, Selected for Adi Design Index 2012
patents	Registered design n° 001912999-0011 – date of registration: 06/09/2011
category	UNI EN 14411 App G (BIA group) UGL

PICO DOWN



down natural




120-120 cm
47" - 47"

60-120 cm
24" - 47"

60-60
24" - 24"

blue dots




120-120 cm
47" - 47"

60-120 cm
24" - 47"

60-60 cm
24" - 24"

red dots

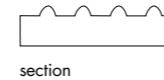


120-120 cm
47" - 47"

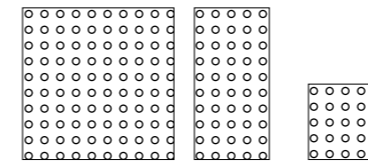
60-120 cm
24" - 47"

60-60 cm
24" - 24"

PICO UP



up natural




120-120 cm
47" - 47"

60-120 cm
24" - 47"

60-60
24" - 24"

up



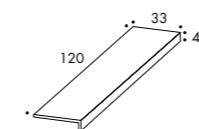
120-120 cm
47" - 47"

60-120 cm
24" - 47"

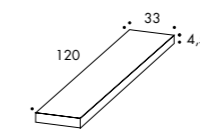
60-60
24" - 24"

complementary pieces

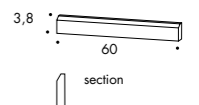
step
33-120-4,5 cm
13" - 47" - 1 7/8"



corner tile
33-120-4,5 cm
13" - 47" - 1 7/8"




skirting
3,8-60 cm
2" - 24"



available only
in down natural

Technical features

STANDARD	FEATURES	VALUE REQUIRED	PICO
ISO 10545/2	SIZES		
	length and width	± 0,6%	in conformity with standard
	thickness	± 5%	
	straightness of edges	± 0,5%	
	wedging	± 0,6%	
	flatness	± 0,5%	
ISO 10545/3	water absorption	< 0,5%	0,06%
ASTM C373		< 0,5%	0,06%
ISO 10545/4	breaking strength	≥ 35 N/mm	61,2 N/mm ²
ISO 10545/6	resistance to deep abrasion	<175 mm ³	in conformity
EN 101	surface hardness (scala mohs)	>	8
ISO 10545/9	resistance to thermal shock	no visible alteration	resistant
ASTM C484		no samples must show visible defects	unaffected
ISO 10545/12	frost resistance	no visible alteration	resistant
ASTM C1026		unaffected	unaffected
ISO 10545/13	resistance to chemical attacks	no visible alteration	resistant
ASTM C650			unaffected
ISO 10545/14	stains resistance	minimum 3	5
DIN 51130-04	slip resistance	medium values 6÷10° 10÷19° 19÷27° 27÷35° > 35	UP R11 DOWN R11 SATIN UP R10 SATIN DOWN
DIN 51097			UP A DOWN B SATIN UP B SATIN DOWN A
DCOF		> 0,4	UP 0, DOWN 0,70 SATIN UP 0,47 SATIN DOWN
Pendulum BS7976-2			UP 53 y - 38 wet DOWN 49 dry - 31 wet SATIN UP 58 dry - 29 wet SATIN DOWN y - 28 wet
LEED CERTIFICATION 4.1			20% recycled material
ENVIROMENTAL MANAGEMENT SYSTEM ISO 14000 E ISO 9001			
 UPEC			available upon request
VOC Emission			available upon request
Declaration of Contents			available upon request
EPD			available upon request
SDS			available upon request
BPD3			available upon request
HPD			available upon request

Laying and maintenance tips

use	Floor, wall – indoor, outdoor.
installation	For an even, smooth shading effect when laying, alternate material from several different boxes. The double spreading technique is recommended for the 120x120 size.
recommended adhesive	Adhesive for porcelain stoneware.
recommended joints	2mm joints. Use wedges to fix the caliber differences in work size between tiles.
recommended fillers	Cement-based grout / epoxy grout. Remove all traces of grout carefully before it dries completely. Download the Grout Tables.
cleaning at the end of installation	CEMENT-BASED GROUT: Buffered acid (e.g. DETERDEK PRO by FILA, or similar). Wet the floor with water, dilute the product 1:5 with water and pour it on the floor. Wait for 2 or 3 minutes then use a white scotch Brite pad and rinse well with clean water. EPOXY GROUT: Alkaline detergent (e.g. FILA CR10 by FILA). FILA CR10: apply pure, wait for 30 minutes then use a green scotch Brite pad. SILICONE: Solvent for silicone (e.g. FILA ZERO SIL.). Pour it straight onto the stain, wait for 20 minutes and remove the mark using scotch Brite. PAINT: Can usually be removed using water, but if resin-based paints or particular enamels have been used, it is best to ask the manufacturer which solvent is most suitable. RUST: stain remover es. FILA NO RUST. Apply the product onto the stain, leave for 15 minutes, remove the residue and rinse thoroughly.
general cleaning (installed tiles)	You are recommended to use ordinary neutral detergent diluted in water. Avoid using acid or alkaline products, waxes and/or impregnants. During ordinary cleaning it is recommended to use extremely abrasive items (such as scourers and iron or steel sponges) as little as possible. This recommendation must be adhered to rigorously in the case of tiles with a glossy surface finishing as they are more susceptible to the risk of scuffs, scratches and loss of shine, etc. In the event of heavy dirt or particularly textured surfaces, use an alkaline detergent and rinse after washing. For large surfaces, the use of a floor washing machine is recommended. During every-day cleaning procedures, it is necessary to remember that certain types of dirt (dust, sand) increase the abrasive effect of foot-traffic. Therefore we recommend that you avoid bringing in this type of dirt, which comes in from the outside, by placing a door-mat at the entrance.
calibers 09 (real size) thickness 12mm	120cm x 120cm -> 1190mm x 1190mm 60cm x 60cm -> 594mm x 594mm 60cm x 120cm -> 594mm x 1190mm
calibers 1 (real size) thickness 10,5mm	120cm x 120cm -> 1196mm x 1196mm 60cm x 60cm -> 597mm x 597mm 60cm x 120cm -> 597mm x 1196mm

Packing

SIZE	PCS-SQM	SQM-PCS	PCS-PAL	KG-PCS	KG-PAL	SQM-PAL
120-120 cm	0,69	1,44	36	38,30	1379	51,84

SIZE	PCS-SQM	PCS-BOX	SQM-BOX	BOX-PAL	KG-BOX	KG-PAL	SQM-PAL
60-120 cm	1,38	2	1,44	24	38,65	928,00	34,56
60-60 cm	2,77	3	1,08	32	29,00	928,00	34,56
step 33-120-4,5 cm	-	2	2,40 ml	-	26,00	-	-
corner tile 33-120-4,5 cm	-	1	1,20 ml	-	13,50	-	-
skirting 3,8-60 cm	-	10	6 ml	-	5,00	-	-



OPUSTONE.COM

FORT LAUDERDALE | MIAMI | WEST PALM BEACH