


Mater

by Patricia Urquiola



MU
TIN
A



Mater

by Patricia Urquiola

Mater - name that comes from *materia*, matter in Italian, which recalls the earth used to realise the neutral bases of the collection - is a project where glaze becomes the true protagonist, being applied with an innovative glazing technique which allowed for the creation of a tactile effect with great visual impact. It is an industrial collection able to convey the same sensations of an artisanal product, suitable for residential and commercial spaces, indoor and outdoor.

Mater is produced in porcelain stoneware in the sizes 15x60 cm, 60x60 cm and 120x120 cm, available in a basic version with neutral background in the colours Uni Beige and Uni Moka. Starting from these two modules, the collection develops into six variants characterised by a glossy finish and a decorative pattern, Segno. Combined with Uni Beige it creates Segno Bianco, Segno Blu and Segno Terra, on Uni Moka it gives birth to Segno Nero, Segno Verde and Segno Ocra.


Mater is realised with full respect for the environment: the elements are produced in a ISO14001 certified facility, the base tile body is free from V.O.C. (Volatile Organic Compounds) and substances on the Substances of Very High Concern (SVHC) list and Restricted Substances Declaration, and the packaging is fully recyclable. Furthermore, the elements are extremely hygienic, durable, resistant and recyclable.






”



The collection was inspired by the floor in Mutina's meeting room. Massimo and I wanted to reinterpret that artisanal element. So, we started this journey full of empathy and discoveries. In fact, Mater is made of technology, experimentation, craftsmanship to the eye and to the touch.”

Patricia Urquiola





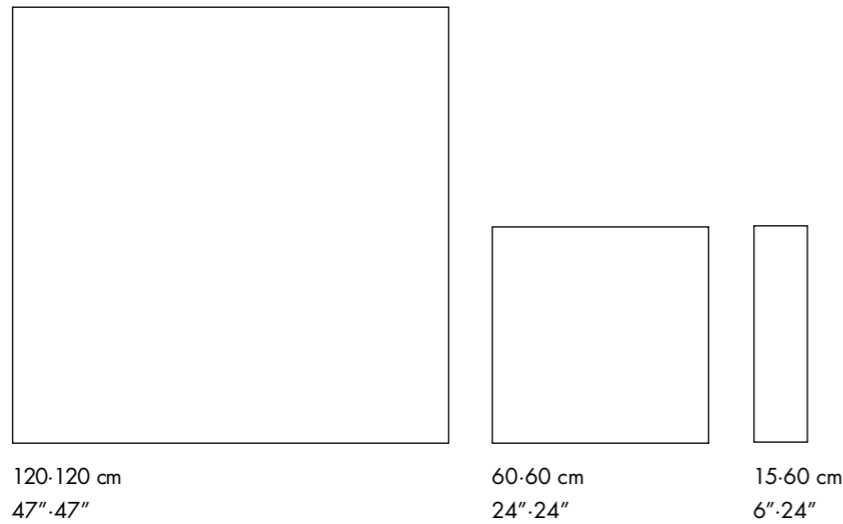







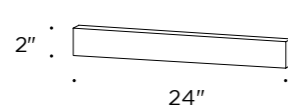
General information

collection	Mater
design	Patricia Urquiola, 2023
production	Industrial
material	SEGNO: Glazed and rectified porcelain stoneware UNI: Unglazed and rectified porcelain stoneware
thickness	9 mm
sizes	120·120 cm (47"·47"), 60·60 cm (24"·24"), 15·60 cm (6"·24")
specification	– 2 bases: Uni Beige, Uni Moka unglazed porcelain stoneware – 6 patterns: Segno Bianco, Segno Blu, Segno Terra glazed porcelain stoneware on Uni Beige base Segno Nero, Segno Verde, Segno Ocra glazed porcelain stoneware on Uni Moka base
category	– Uni: UNI EN 14411 App G (BIA group) UG – Segno: UNI EN 14411 App G (BIA group) G



complementary pieces


skirting
3,8·60 cm
2"·24"



COLORS



Segno Bianco



Segno Blu



Segno Terra



Segno Nero



Segno Verde




Segno Ocra

BASES



Uni Beige



Uni Moka

Technical features

STANDARD	FEATURES	VALUE REQUIRED	MATER
ISO 10545/2	SIZES		
	length and width	± 0,6%	in conformity with standard
	thickness	± 5%	
	straightness of edges	± 0,5%	
	wedging	± 0,6%	
	latness	± 0,5%	
ISO 10545/3	water absorption	< 0,5%	0,06%
ASTM C373		< 0,5%	0,06%
ISO 10545/6	resistance to deep abrasion	<175 mm ³	in conformity
ISO 10545/9	resistance to thermal shock	no visible alteration	resistant
ASTM C484		no samples must show visible defects	unaffected
ISO 10545/12	frost resistance	no visible alteration	resistant
ASTM C1026		unaffected	unaffected
ISO 10545/13	resistance to chemical attacks	no visible alteration	resistant
ASTM C650			unaffected
ISO 10545/14	stains resistance	minimum 3	5
DIN 51130-04	slip resistance	medium values 6÷10° 10÷19° 19÷27° 27÷35° > 3 5	Segno R9 Uni R11
DIN 51097		–	Uni B Segno A
Pendulum BS			UNI 50 dry, 40 wet SEGNO 45 dry, 25 wet
Pendulum AS/NZS			UNI P3 SEGNO P2
DCOF			UNI 0.62 SEGNO 0.29
LEED CERTIFICATION 4.1			20% recycled material
ENVIRONMENTAL MANAGEMENT SYSTEM ISO 14000 AND ISO 9001			
VOC Emission			available upon request
Declaration of Contents			available upon request
EPD			available upon request
SDS			available upon request
BPD3			available upon request
HPD			available upon request

Packing

SIZE	PCS-SQM	PCS-BOX	SQM-BOX	BOX-PAL	KG-BOX	KG-PAL	SQM-PAL
120·120	0,69	2	2,88	20	66	1320	57,60
60·60	2,78	4	1,44	32	33	1056	46,08
15·60	11,11	10	0,90	52	20,60	1071	46,80
skirting		10	6 ml		4		

Laying and maintenance tips

use	Floor, wall – indoor, outdoor.
installation	For an even, smooth shading effect when laying, alternate material from several different boxes. The double spreading technique is recommended for the 120x120 size.
recommended adhesive	Adhesive for porcelain stoneware.
mandatory joints	2mm joints. Use wedges to fix the caliber differences in work size between tiles.
recommended fillers	Cement-based grout / epoxy grout. Remove all traces of grout carefully before it dries completely.
cleaning at the end of installation	CEMENT-BASED GROUT: Buffered acid (e.g. DETERDEK PRO by FILA, or similar). Wet the floor with water, dilute the product 1:5 with water and pour it on the floor. Wait for 2 or 3 minutes then use a white scotch brite pad and rinse well with clean water. EPOXY GROUT: Alkaline detergent (e.g. FILA CR10 by FILA). FILA CR10: apply pure, wait for 30 minutes then use a green scotch brite pad. SILICONE: Solvent for silicone (e.g. FILA ZERO SIL.). Pour it straight onto the stain, wait for 20 minutes and remove the mark using scotch brite. PAINT: Can usually be removed using water, but if resin-based paints or particular enamels have been used, it is best to ask the manufacturer which solvent is most suitable. RUST: stain remover es. FILA NO RUST. Apply the product onto the stain, leave for 15 minutes, remove the residue and rinse thoroughly.
general cleaning (installed tiles)	You are recommended to use ordinary neutral detergent diluted in water. During ordinary cleaning it is recommended to use extremely abrasive items (such as scourers and iron or steel sponges) as little as possible. This recommendation must be adhered to rigorously in the case of tiles with a glossy surface finishing as they are more susceptible to the risk of scuffs, scratches and loss of shine, etc. In the event of heavy dirt or particularly textured surfaces, use an alkaline detergent and rinse after washing. For large surfaces, the use of a floor washing machine is recommended. During every-day cleaning procedures, it is necessary to remember that certain types of dirt (dust, sand) increase the abrasive effect of foot-traffic. Therefore we recommend that you avoid bringing in this type of dirt, which comes in from the outside, by placing a door-mat at the entrance.
calibers (real size)	120cm·120cm -> 1190mm·1190mm 60cm·60cm -> 594mm x 594mm 15cm·60cm -> 147mm·594mm



OPUSTONE.COM

FORT LAUDERDALE | MIAMI | WEST PALM BEACH